

SONY



DFS-800

Production Switcher

www.sonybiz.net/live



DFS-800

Production Switcher



DFS-800

Powerful DME Switcher with a Broad Range of Functionalities and Spectacular 3D Effects

Sony introduces a new generation DME switcher in response to the ever-important needs of SD-based live production systems.

The Sony DFS-800 is a powerful DME switcher that – despite its small footprint and affordable price – provides a wide variety of switcher functions, exceptional system versatility, and extreme creative power.

It is equipped with eight SD-SDI inputs and outputs as standard; however, as user requirements grow, these can be increased to 16 by adding optional expansion boards. Other standard features include six keyers (each capable of chromakeying), frame memory and a six-channel 3D DME unit.

With its creative ability and high-quality special effects, the DFS-800 will serve as a powerful, yet cost-effective tool at live events, for small-scale production studios and editing suites.

DFS-800 Main Features

Powerful Mix/Effect Functionality

The ME bus provides a range of creative tools to fit a wide variety of production needs. It can handle switching of any of the primary inputs, four matte generators, two still stores, black or (optional) pre-combiner and provides a range of transition effects, including DME, to meet the most demanding programme requests.


Flexible Input/Output Configurations

The DFS-800 switcher is equipped with eight SD-SDI inputs and outputs as standard. For more versatility, the number of inputs can be increased to 16 by adding optional input boards. Each input is also equipped with a frame synchroniser to cope with any timing issues or for freezing the signal. Any of these inputs plus any of the internally generated signals can be freely assigned to any cross-point button.

As standard, the DFS-800 provides two PGM, one PVW, one Clean, and four AUX bus outputs. With the addition of optional output boards, another eight aux bus outputs are available (see page 4 for details of I/O options).

Keyers

6 keyers are provided in the DFS-800 (4 ME keyers and 2 DSKs). The ME keyers are capable of cut, mix, wipe and DME transitions and the DSKs can cut and mix only. All 6 keyers also include 4:4:4 chromakeying circuitry, masking ability and edge and shadow effects. Each keyer can also be assigned to a DME channel for picture-in-picture or flying key effects.



Wide Range of Creative Effects Including 3D

Transition effects such as cut, mix, wipe, and DME wipe are all provided in the DFS-800. More than 100 preset wipe patterns are available and incorporate a wide range of adjustable parameters such as position, size, rotation, borders, and transparency. Furthermore, the DFS-800 features a stunning-quality six-channel 3D DME system and includes effects such as page turn, ripple, and swirl, which can also be enhanced by adding lighting effects.

Powerful Frame Memory Function

Each I/P on the DFS-800 can be captured as a still image. The grabbed images can then be stored in a separate two channel frame memory, with a capacity for up to 100 images. These images can then be independently recalled as required.

Optional "Pre-combiner" Function

The optional BKDF-840 board provides a powerful pre-combiner function to make complex composition available on the small switcher. With the pre-combiner function, all sixteen inputs can be combined in a single image, which can then be used as a re-entry input.

Compact and Intuitive Control Panel

The switcher control panel is highly compact and easy to use. It is equipped with PGM/PST rows, fader lever, 3-axis joystick, and parameter display. A VGA menu O/P is provided in addition to the panel display. This, together with a mouse, can greatly assist the operator create the complex effects they desire.

Other Features

- Four colour background generators
- Eight GPI inputs and 24 parallel tally outputs
- Serial port for control from editors
- Adjustable levels of process amplifier and white clip
- USB port on the control panel for connecting USB flash memory drive and mouse
- Storage of up to 100 patterns of sequences containing 31 settable key frames
- 96-event memory can be easily recalled using direct buttons
- 2-RU processor unit

Options

- BKDF-810** – 4 Digital Video Input Board
- BKDF-811** – 2 Analogue Video Input Board
- BKDF-840** – 16 Input DME Board (Pre-combiner)
- BKDF-860** – 4 Digital Video Output Board
- BKDF-861** – 2 Analogue Video Output Board

SERVICES FROM SONY

Recognising that every company and every challenge is unique, we offer a complete and comprehensive range of services all the way through consulting, planning, financing, implementation, training, servicing, maintenance and support. Choose exactly what's right for you, when and where you need it.

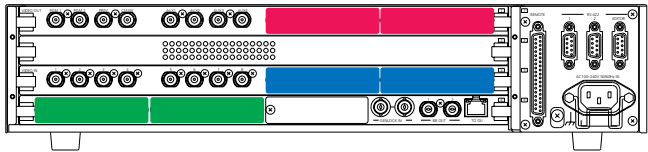
- **Sony Professional Services:** Tailor-made design, installation and project management of audio-visual and IT (AV/IT) systems using skills developed over 25 years of systems integration.
- **Sony Financial Services:** Innovative and flexible finance solutions designed to meet budgetary and financial requirements and constraints, enabling businesses to always have the most current technology.
- **Sony Training Services:** A range of off-the-shelf or customised training services from basic operation through to high-level technical maintenance.
- **Sony Prime Support Services:** Fully integrated and customised support for products and systems throughout their operational life, combining proactive and reactive technical services.

Not all services are available in all countries. If you'd like to find out more about what we do, who we do it for and how we do it, visit www.sonybiz.net or contact your local Sony office.

SPECIFICATIONS

DFS-800	
GENERAL	
Power Requirement	AC 100 V to 240 V ±10%, 50/60 Hz
Power Consumption	Switcher Processor: 100 W (max. 160 W) Control Panel: 50 W
Operating Temperature	5 to 40° C (41 to 104° F)
Operating Humidity	30 to 90 % (no condensation)
Dimensions	Switcher Processor: 430 x 88 x 425 mm (17 x 3 1/2 x 16 3/4 inches) Control Panel: 430 x 155.8 x 221 mm (17 x 6 1/4 x 8 3/4 inches)
Mass	Switcher Processor: Approx. 15 kg (33 lb 1 oz) Control Panel: Approx. 5 kg (11 lb)
Television Standard	525 / 60 (NTSC), 625 / 50 (PAL) (Selectable at menu)
Signal Processing	4:2:2 digital component, 10-bit
INPUT SIGNALS	
Video Inputs	8 standard inputs, optionally expandable 16 inputs Digital component: 270 Mbps, 75 Ω, BNC
Video Inputs (option)	See the board configuration Digital component: 270 Mbps, 75 Ω, BNC Analogue component: Y: 1.0 Vp-p, B-Y/R-Y: 0.7 Vp-p, BNC Analogue composite: 1.0 Vp-p, 75 Ω, BNC
Reference Input	Analogue black burst: 0.429 Vp-p (NTSC) / 0.45 Vp-p (PAL), 75 Ω or Loophrough, BNC
OUTPUT SIGNALS	
Video Output	8 standard output (PGM x 2, PREV, Clean, AUX x 4), optional expandable 16 outputs Digital component: 270 Mbps, 75 Ω, BNC
Video Output (option)	See the board configuration Digital component: 270 Mbps, 75 Ω, BNC Analogue component: Y: 1.0 Vp-p, B-Y / R-Y: 0.7 Vp-p, BNC Analogue composite: 1.0 Vp-p, 75 Ω, BNC RGB+SYNC: R/G/B: 0.7 Vp-p, 75 Ω, BNC
Reference Output	Analogue black burst: 0.429 Vp-p (NTSC) / 0.45 Vp-p (PAL), 75 Ω or Loophrough, BNC
Quantization	Y: 10-bit, C: 10-bit, Key: 10-bit
I/O Delay	1H (When FS, edge/shadow and DME not applied to output) Max. 4 frames
CONTROL SIGNALS	
Switcher Processor	Control Panel: Ethernet 10 / 100BASE-T, RJ-45 x 1 Editor: D-sub 9 pin (female) x 1 GPI IN/TALLY: 37-pin D-sub (female) x 1 (8 inputs / 24 outputs)
Control Panel	Switcher: Ethernet, 10/100BASE-TX, RJ-45 x 1 VGA: D-sub 15-pin (female) x 1 USB: USB1.1 or 2.0, "A" type (female) x 1
SUPPLIED ACCESSORIES	
Switcher Processor	Control Panel connection cable, Rack mount brackets
Control Panel	Operation manual
OPTIONAL ACCESSORIES	
BKDF-810	4 Digital Video Input Board
BKDF-811	2 Analogue Video Input Board
BKDF-840	16 Input DME Board (Pre-combiner)
BKDF-860	4 Digital Video Output Board
BKDF-861	2 Analogue Video Output Board

REAR PANEL



- Accepts up to two BKDF-810 or BKDF-811 boards in any combination.
- Accepts up to two BKDF-811 boards.
- Accepts up to two BKDF-860 or BKDF-861 boards in any combination.

Total number of inputs (including standard eight SDI inputs) is 16.

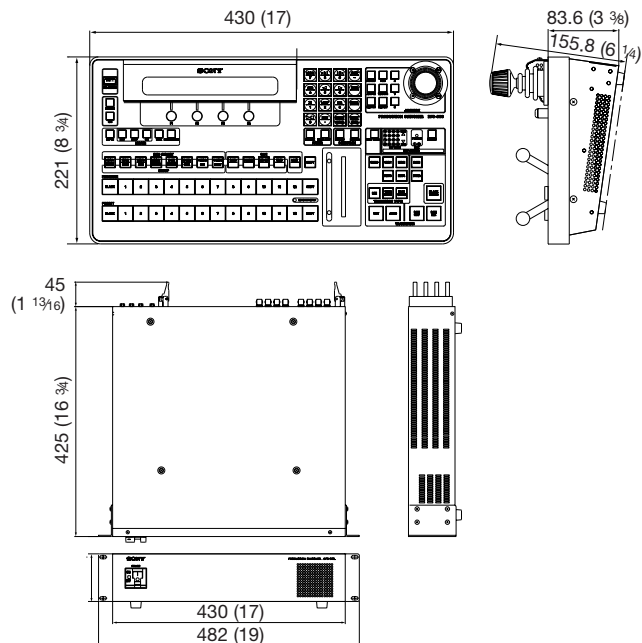
Input Expansion Boards

BKDF-810: One BKDF-810 board provides four SD-SDI inputs.
BKDF-811: One BKDF-811 board provides two Analogue inputs (either composite x2, or composite x1 and component x1.)

Output Expansion Boards

BKDF-860: One BKDF-860 board provides four SD-SDI outputs.
BKDF-861: One BKDF-861 board provides two Analogue outputs (either composite x2, or composite x1 and component x1.)

DIMENSIONS



SONY

Specialist Dealer

Sony Specialist Dealers receive extensive training on all our products and services. They combine this with an in-depth knowledge of the market, ensuring you get advice that meets your needs before and after purchase. To find your nearest Sony Specialist Dealer visit our "dealer locator" at:

www.sonybiz.net/dealer

© 2006 Sony Corporation. All rights reserved. Reproduction in whole or in part without permission is prohibited. Features and specifications are subject to change without notice. If non-metric weights and measures are approximate. Sony is a registered trademark of Sony. If other trademarks are property of their respective owners.

DFS-800/GB- / /2006