



High Resolution **10X Zoom!**

High Resolution Day & Night 10X Dome Camera

SID-500

- Auto focus 10X optical zoom
- 500TV lines(color), Enhanced backlight compensation
- ICR Day & Night, High sensitivity of 0.005Lux
- Elegant design, Easy installation



SID-500, High Resolution Dome Camera with A Clear **10X Zoom! 10 Times** Enhanced M

SID-500 with advanced auto focus 10x optical zoom is an intelligent dome camera that has various performances required for advanced interior designs such as those in office buildings and shopping malls. This camera employs Samsung Techwin's unique WIII DSP chipset and SSNR noise reduction technology which provides clear and sharp images even with a low light level of 0.005Lux and supports horizontal resolution of 500TV lines in color and enhanced back light compensation. Additional functions are convenient OSD menu setting, privacy zone masking and motion detection. Its elegant and durable design matches well with various indoor environments.



10X A/F Optical Zoom

The new SID-500 high performance dome camera is equipped with a 10X auto focus optical zoom lens. Combined with a 10X digital zoom, it realizes a total zoom capability up to 100X enabling the camera to identify a subject in a remote place clearly. In addition, installation is much easier due to the zoom function and service monitoring output support, ensuring optimal positioning of the camera.

to Focus 10X Zoom Monitoring!



High Resolution 500TV Lines



Conventional Camera



SID-500

Through WIII DSP, various video monitoring functions are integrated into one chipset enabling this camera to capture clear high resolution images with 500TV lines in color and 570TV lines in monochrome.



Enhanced Backlight Compensation



Conventional Camera



SID-500

SID-500 supports more enhanced BLC function so that the image of a subject is not blurred to avoid the optimized exposure in back light. When installed in the lobbies of large buildings, this camera accurately identifies a subject.



Clear Images for 24 Hours! Minimum Illumination of 0.005Lux



Conventional Camera



SID-500

Day & Night function with the Infrared Cut filter Removal (ICR) method implements color images by day and switches automatically to 570TV lines B/W mode with high resolution at night. The minimum light has been brought down to 0.005Lux, and low light associated noise and image dragging (ghosting) have been drastically reduced by applying SSNR technology.



3-Axis Rotation Dome for Easy Installation



Wall type




Ceiling type

Slope type

The SID-500's lens angle can be freely adjusted within the following range : 350° (horizontal) and 160° (vertical). Thus, this camera can be installed virtually anywhere even in walls and slopes where installing typical surveillance cameras is not easy.



Privacy Masking



When the SID-500 is observing a wide area, the captured images can be "masked" for privacy purposes. Users can easily configure the size and position of up to 4 required privacy zones.



Superior Auto White Balance



The range of lighting conditions for automatic white has been expanded to 1,800°K ~10,500°K, enabling balanced implementation of original colors under sodium lights such as a tunnel or motorway.

High Resolution Day&Night
10x Dome Camera

SID-500

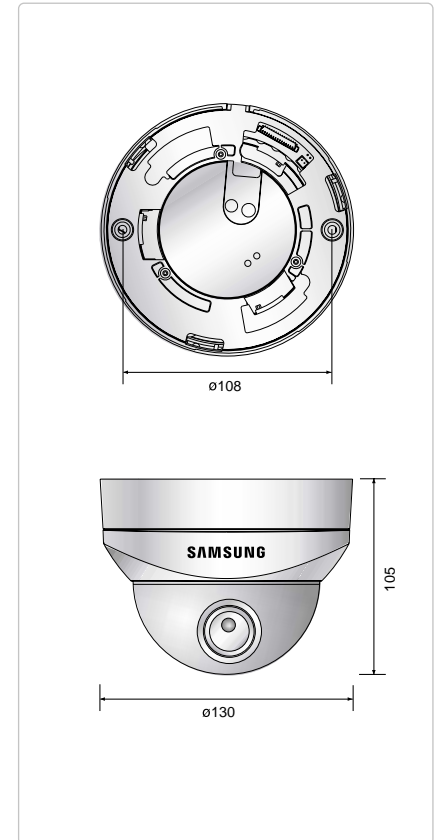


Specifications

Mode	SID-500N	SID-500P
Power Source	24V AC (±10%), 12V DC (±10%)	
Power Consumption	Max. 3.5W	
Total Pixels	811(H) x 508(V)	795(H) x 596(V)
Effective Pixels	768(H) x 494(V)	752(H) x 582(V)
Image Pick-up Device	1/4" Super HAD CCD	
Scanning System	2 : 1 Interlace	
Scanning Frequency	15.734KHz(H) / 59.94Hz(V)	15.625KHz(H) / 50.00Hz(V)
Synchronization	Internal / Line lock	
Resolution	500TV lines (Color), 570TV line (B/W)	
Video Output	CVBS : 1.0Vp-p/75Ω (VBS EXT)	
S/N (Y signal)	50dB (AGC off, Weight on)	
Min. Illumination	Color : 0.7Lux @ F1.8, 0.005Lux (Sens-up) / B/W : 0.02Lux @ F1.8	
Day & Night	Auto 1, Auto 2, Color, B/W (ICR)	
BLC	Low / Middle / High / Off selectable	
Gain Control	Normal, High, Off selectable	
SSNR	Low / Middle / High / Off selectable	
White Balance	ATW (Indoor : 3,000K~10,500K, Outdoor : 1,800K~10,500K) / AWC / Manual	
Electronic Shutter Speed	Auto (128X~1/60sec~1/120,000sec)	Auto (128X~1/50sec~1/120,000sec)
Sens-up	Auto / Off (2X ~ 128X)	
OSD	Built-in	
Motion Detection	On / Off (4 Programmable zone per screen)	
Focus	Auto / Manual / One push selectable	
Privacy Function	On / Off (32Zones, It consists of 8 group 4 programmable zone per screen)	
Zoom Movement Speed	1.67sec : wide to tele	1.75sec : wide to tele
IRIS Control	Auto / Manual selectable	
Communication	RS-485 or RS-232C (9600bps, 19200bps, 38400bps selectable)	
Flip	Vertical, Horizontal, Vertical-Horizontal, Off selectable	
Preset	8 Positions	
Optical Zoom	10X, f=3.8 to 38.0mm (F1.8)	
Min. Focus Distance	1.5m	
Digital Zoom	On / Off (2X ~ 10X)	
Angle Field of View	H : Appr. 51.2°(Wide) to 5.58°(Tele) / V : Appr. 39.3°(Wide) to 4.27°(Tele)	
Operating	Temperature	0°C ~ +50°C
	Humidity	30% ~ 80% RH
Dimension	130(ø) x 105(H)mm	
Weight	640g	

Dimensions

Unit : mm



www.samsungcctv.com

Design and specifications are subject to change without notice.




SAMSUNG TECHWIN CO., LTD.
145-3, Sangdaewon 1-dong, Jungwon-gu,
Seongnam-si, Gyeonggi-do Korea 462-703
Tel : +82-31-740-8137-8139 Fax : +82-31-740-8145

TIANJIN SAMSUNG OPTO-ELECTRONICS CO., LTD.
7 Pingchang Rd., Nankai Dist. Tianjin 300190, P.R.China
Tel : +86-22-2761-4724(33821) Fax : +86-22-2761-6514

SAMSUNG OPTO-ELECTRONICS UK, LTD.
Samsung House, 1000 Hillswood Drive,
Hillswood Business Park Chertsey, Surrey KT16 0PS
Tel : +44-1932-45-5308 Fax : +44-1932-45-5325

■ DISTRIBUTED BY



I.D-0606