

SONY®

IFELA

RealShot Manager Version 4 System Design Guide

System Design Guide

SONY
IP E L A

- Using Sony RealShot Manager, various styles of IP Video Monitoring can be created. Annoyances caused by limitations on the number of cameras, servers, and client PCs have been eliminated.
- This manual provides guidance to system configurations and system design requirements. For your reference, examples of system designs have been provided.
- Any questions, please feel free to contact customer support below. Call Sony RealShot Manager Customer Support

Phone: 1-800-883-6817

<http://www.sony.com/security>

SKU and Software License Certificate

SONY
IPELA

SKU: IMZ-RS409

Version 4

9 cameras

Software License Certificate (SLC)



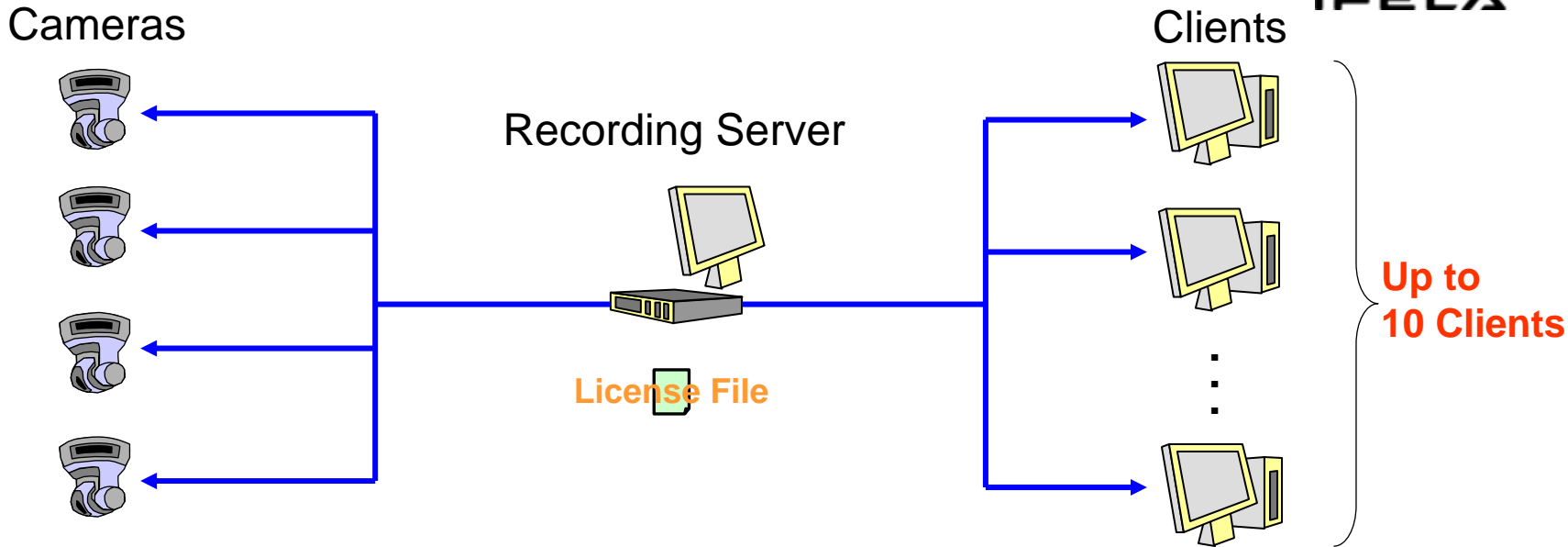
SKU

- IMZ-RS401: 1 camera
- IMZ-RS404: 4 cameras
- IMZ-RS409: 9 cameras
- IMZ-RS416: 16 cameras
- IMZ-RS432: 32 cameras

- Each IMZ-RS4xx has (1) Software License Certificate.
- The Software License Certificate is delivered to customer after purchase order.

License file and Client access

SONY
IPELA



- The license file is delivered to customer after RealShot Manager registration on the Sony Website. Refer to RealShot Manager Registration Guide in order to obtain the license file.

<http://www.rsmlicense.com/registration>

- The license allows customer to use client access up to **10 clients**.

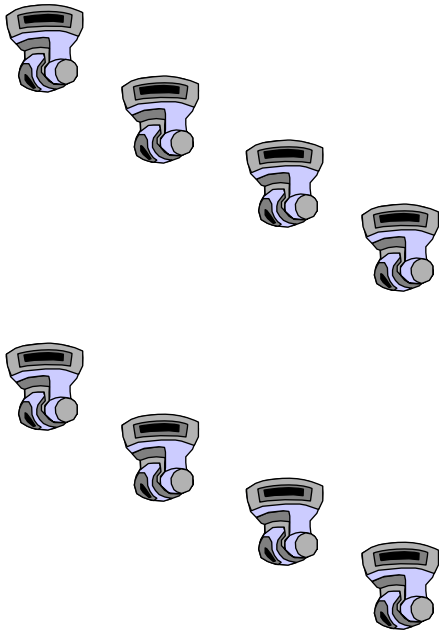
Configuration Steps

SONY
IPELA

- ◆ Step 1: Number of cameras
 - How many cameras do you need?



- I need 8 cameras.



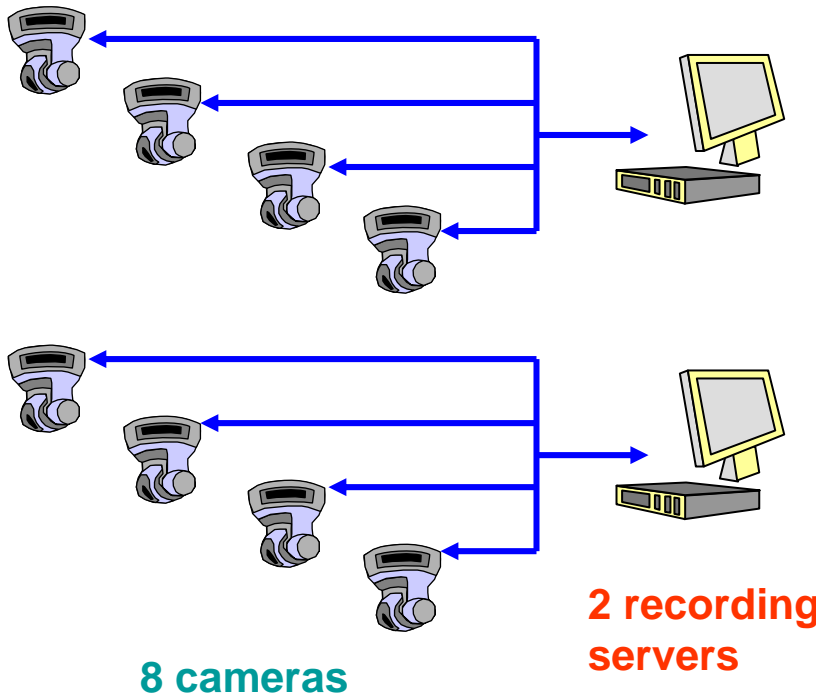
8 cameras

Configuration Steps

- ◆ Step 2: Number of recording servers
 - How many recording servers do you need?



- I need 2 recording servers.



Note: Capacity of recording data of server could be defined based on these items below.

- frame rate (10 frame per second)
- picture size (VGA 640 x 480)
- picture quality (mid level*)
- recording period (24 hours, 7days)

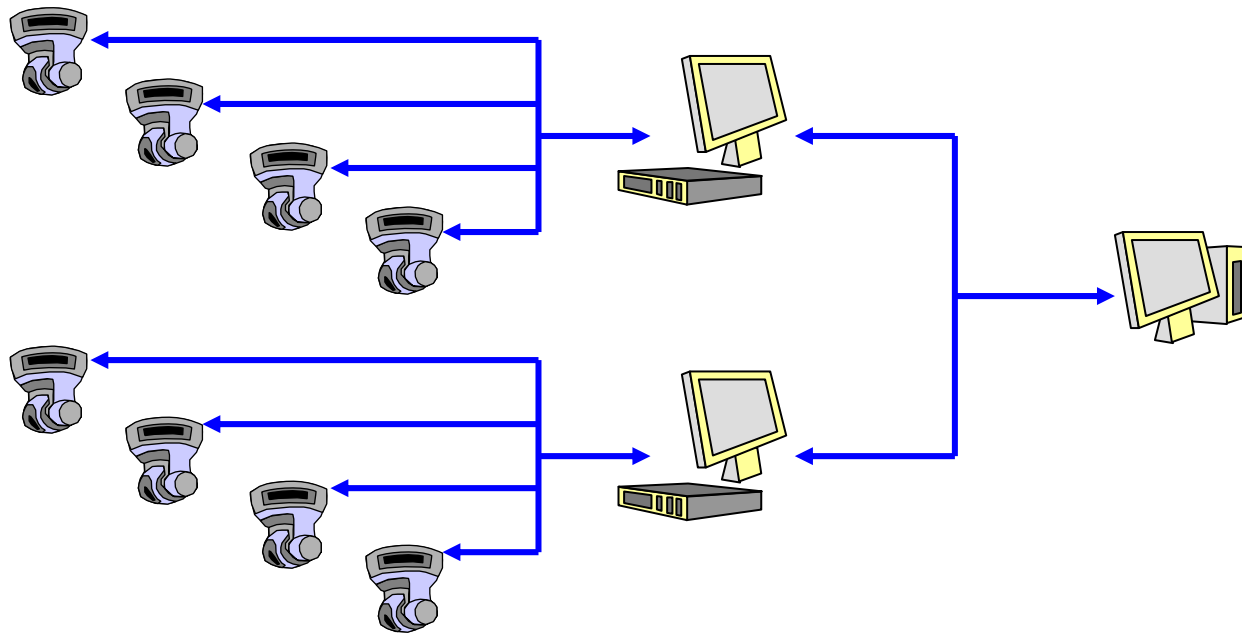
*Refer to the level of picture quality on each camera

Configuration Steps

- ◆ Step 3: Number of clients
 - How many clients do you need?



- I need 1 client.



8 cameras

2 recording servers

1 client

Configuration Steps

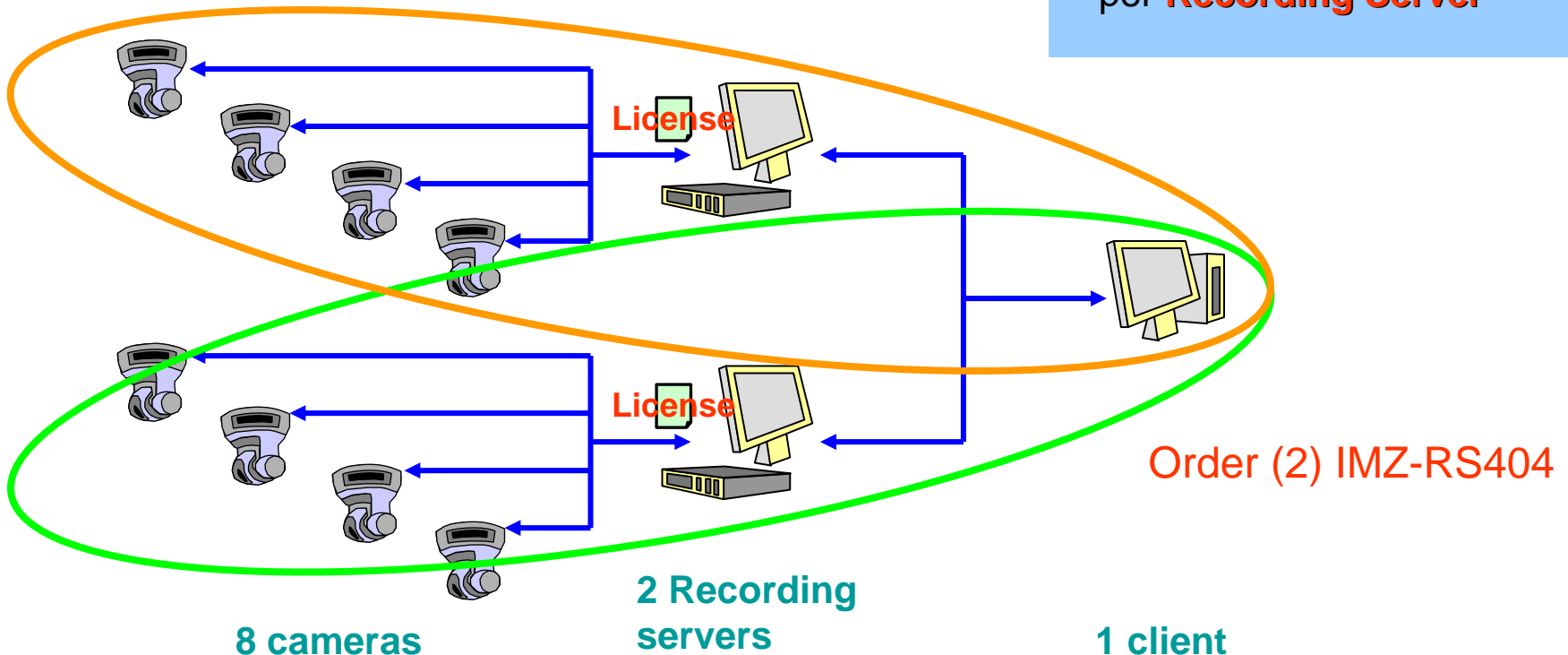
- ◆ Step 4: Number of license file
 - How many License File do you need?



- I need 2 license Files

Note:

- License File is required per **Recording Server**



System Requirements



◆ **Operating system**

- Windows® 2000 Server, Windows® 2000 Professional, Windows® XP Professional, or Windows® 2003 Server
- For stable operation, Sony recommends Windows XP Professional.

◆ **Hardware recommendation**

- Processor Pentium ® IV – 2.4 GHz or higher
- Memory 512 MB RAM minimum
- Video card Supporting 1024 x 768 at 16/24bit color depth
- Network Interface card Ethernet 100Base-T Network Interface
- Sufficient video storage (local PC hard disk or Network Attached Storage)

- ◆ *All other brands and names are property of their respective owners.

Appendix



- ◆ **SLC**
 - Software License Certificate (By Paper), which is issued by Sony
- ◆ **Client**
 - A PC/Workstation with RSM client software loaded which can control a RSM recording server remotely but on the same network
- ◆ **Recording Server**
 - A PC/Workstation with RSM recording software (Standard Mode) installed and is where the recording takes place.
- ◆ **RSM serial number**
 - Generated by RSM software and is required for licensing.
 - Located at the HELP menu of the RSM software
- ◆ **SLC serial number**
 - Certificate serial number which is printed on the SLC
- ◆ **Authorization code**
 - Key Code for licensing which is printed on the SLC
- ◆ **License File**
 - Each Recording Server is required to have one in order function License File is provided by Sony, via email, after registration