

# SONY

Explore a  
different viewpoint.

## Multi-purpose Cameras

BRC-300P  
BRC-H700  
HDC-X300/K  
HDC-X310/K  
HFU-X310

[www.sonybiz.net/media](http://www.sonybiz.net/media)



## Standard Definition

BRC-300P

## High Definition

BRC-H700

HDC-X300/K

HDC-X310/K

Remote

multi-purpose

cameras

# Explore a different

From natural history and documentaries to sports, live events and reality shows, television viewers are demanding a more exciting, more involving on-screen experience.

Searching for an ever-wider palette of creative options, programme makers are looking for new ways to captivate audiences with a unique Point of View that stands out from the crowd.

Opening up a new world of High Definition and Standard Definition shooting possibilities, the Sony range of remote multi-purpose cameras gives broadcasters greater flexibility than ever before. Without the size and bulk of a full-sized camera – and its operator – it's easier to pick the perfect Point of View that suits your creative vision. Grab a grandstand view from the roof of a sports stadium or concert hall. See animals close up in their natural habitat. Go where no camera has ever been before – and give your viewing audience a unique experience that's like no other.

There's a range of compact, feature-packed Sony multi-purpose cameras to suit all your Standard Definition and High Definition acquisition requirements. Compact and lightweight but without sacrificing imaging performance or advanced features, Sony multi-purpose cameras are the ideal choice in any situation. Mounted on a crane or in a plane or helicopter, they're the perfect choice to capture stunning wide-area images.

Their discreet size and remote operation also makes Sony multi-purpose cameras the ideal option when you don't want your presence to interfere with what's happening on the other side of the camera lens. Catch more intimate, revealing reactions from reality show contestants. Get closer to wildlife and natural subjects without them knowing you're even there.

**Isn't it time to give your production  
a new viewpoint?**



## A new world of exciting applications

Sony multi-purpose cameras are suitable for a wide range of applications where you need to acquire High Definition or Standard Definition pictures with maximum creative freedom and operational flexibility.



### STUDIO PRODUCTION

Remote cameras are an integral part of today's automated news studios and other production environments. Adjustment of pan/tilt/zoom can be controlled via a range of systems.

### WILDLIFE AND NATURAL HISTORY

Get nearer to natural subjects in their own habitat and capture images that would be impossible for a human camera operator to obtain.



### AERIAL PHOTOGRAPHY

Mounted in a helicopter, light aircraft or on a crane, a remote camera affords breathtaking aerial views without the weight penalty of a full-sized camera and operator.



### POINT OF VIEW

See the big picture with a clear view of what's happening in an operating theatre, lecture room, concert hall or sports stadium. As a permanently installed weather-cam, this multi-purpose camera provides broadcast-quality pictures round the clock from a fixed viewpoint.

### SPORTS

Positioned behind the goal-mouth or at the track-side, a compact camera offers a perfect close-up view of the action without distracting athletes and judges.



### LIVE EVENTS, CONFERENCES AND CORPORATE PRESENTATIONS

More businesses are demanding a high-quality acquisition solution for corporate events and live presentations. Pictures from a remotely controlled camera can be presented to audiences for projection, recording or streaming via the web. Sony multi-purpose cameras are an ideal partner for the Sony AWS-G500 Anycast Station™ Live Content Producer that allows high-clarity HD images to be seamlessly integrated with PC and other sources for big-screen projection.



### REALITY PROGRAMMES

Multi-purpose cameras are an integral part of today's reality programmes. Controlled remotely, they can provide a superb quality close-up view of what's happening without disturbing contestants.

# BRC-300P

## FEATURES

### Superb Picture Quality with a Mega Pixels 3CCD

The BRC-300P incorporates three 1/4.7-type Advanced HAD™ CCD sensors with a total of 1,070,000 pixels allowing the camera to deliver outstanding picture quality with high-resolution and accurate colour reproduction. The BRC-300P produces low-noise images and is ideal in low-illuminated shooting environments or when shooting dark subjects.

### Precision 16:9 Technology

The BRC-300P captures images in both 4:3 and 16:9 aspect ratios and, with its 3CCD technology, is able to achieve a wide angle of view in 16:9 mode. Due to the greater number of pixels used in the 16:9 aspect ratio, the BRC-300P generates extremely high-resolution images when compared to conventional cameras.

### High-Performance Sony Pan/Tilt/Zoom Mechanism

The BRC-300P covers a wide shooting range with its highly accurate Pan/Tilt mechanism. It has one of the widest ranges in its class: a pan range of 340 degrees and a tilt range of 120 degrees. The 340-degree pan range is covered in 8 seconds, while the 120-degree tilt range is covered in 4.5 seconds. The BRC-300P captures not only fast-moving objects, but also slow-moving objects without rocking vibration. What's more, the BRC-300P incorporates a 12x optical auto-focus zoom lens, allowing for a zoom capability of up to 48x when used in combination with its 4x digital zoom.

### RS-232C/RS-422 Remote Control (VISCA protocol)

The BRC-300P can be controlled by external devices such as the optional RM-BR300 Remote Control Unit thanks to the well-known Sony VISCA protocol. All local controls such as Pan/Tilt/Zoom, camera settings and six presets are easily accessed, while up to seven cameras can be daisy-chained and controlled by the RM-BR300 Remote Control Unit.



**RM-BR300**  
Control Panel

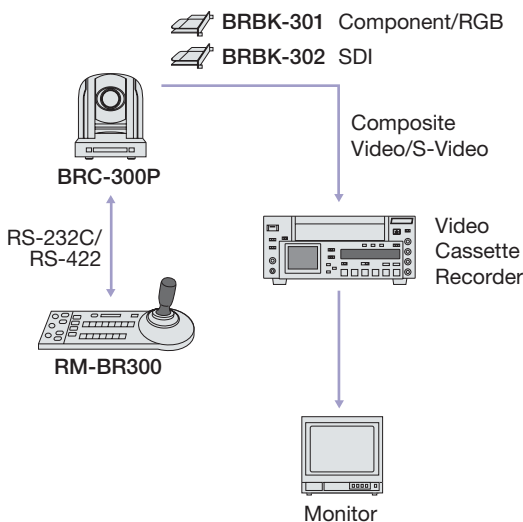


Supplied IR Remote  
Commander Unit

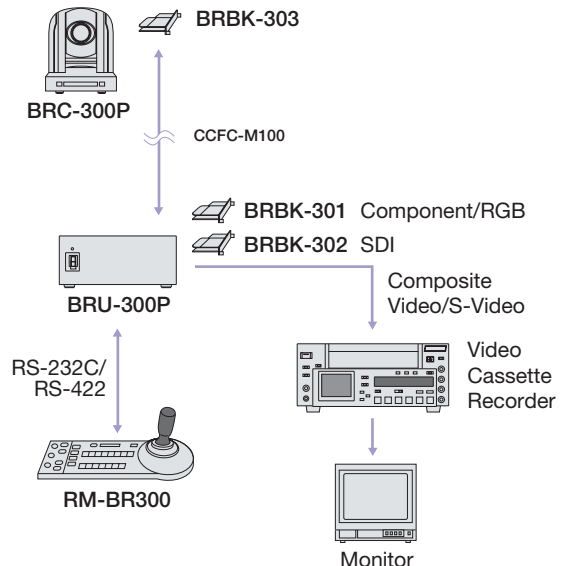


## System Configuration

### SHORT-DISTANCE OPERATION



### LONG-DISTANCE OPERATION



**Versatile Video Outputs**

The BRC-300P can be used with a range of versatile optional interface cards that allow for flexible analogue and digital system configurations. Choose from the following interface cards for a solution that meets your individual requirements:

- BRBK-301\*1 Analogue RGB/Component
- BRBK-302\*1 SDI

Thanks to these convenient options, the BRC-300P truly functions as an all-in-one, compact robotic camera.

\*1 Can be installed into the both BRC-300P and BRU-300P.

**Ceiling or Desktop Mount Installation**

Thanks to Sony's Image Flip functions, the BRC-300P can be ceiling-mounted using the supplied ceiling mount kit or can also be used on your desktop.

**Six Presets**

Various camera settings such as Pan/Tilt/Zoom and focus can be preset in up to six presets per camera.

**Multi-function IR Remote Commander® Unit**

Basic camera settings such as Pan/Tilt/Zoom functions and six preset patterns can be controlled from the supplied IR Remote Commander.

**Easy-to-use and Ergonomically-designed Remote Control Unit**

All camera settings including the Pan/Tilt/Zoom function and six preset patterns can be controlled from the optional RM-BR300 Remote Control Unit. The ergonomic joystick design and feature-rich control panel provide superb operability in various remote-shooting applications.

**Optical Multiplex Unit**

With the optional BRBK-303 Optical Multiplex Card and the optional BRU-300P Optical Multiplex Unit, uncompressed digital data including external sync and camera control can be transmitted via the BRU-300P Optical Multiplex Unit. With only a single cable connection required between the camera and the optical multiplex unit, the system is extremely easy to install. The maximum cable length between these units is 500 metres – allowing multiple cameras to be located virtually anywhere you want.

What's more, the BRU-300P Optical Multiplex Unit is equipped with two built-in card slots identical to the ones found in the BRC-300P camera allowing for flexible analogue and digital system configurations.

**BRBK-302**

Optional Board mounted on BRC-300P (rear)

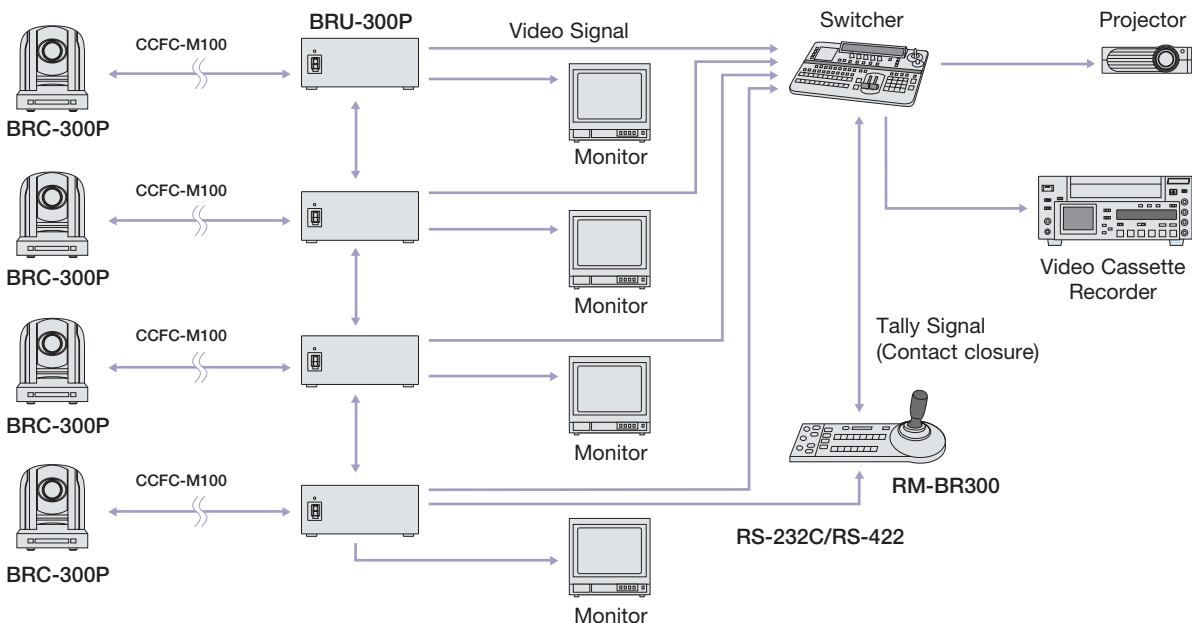


**BRBK-301 / BRBK-302**

Optional Boards mounted on BRU-300P (rear)



**MULTIPLE-CAMERA OPERATION FROM A REMOTE LOCATION**





### Versatile Video Outputs

The BRC-H700 is supplied with a D-sub 15-pin RGB/YpBPr interface. The unit can also accept a range of versatile optional interface cards that allow for flexible analogue and digital system configurations. Choose from the following interface cards to configure a solution that meets your individual requirements:

- **HFBK-HD1\*** HD-SDI, HD Analogue RGB/Component
- **HFBK-SD1\*** Down Converted Analogue RGB, Analogue Component, Analogue Composite, SD-SDI
- **HFBK-XG1\*** WXGA, XGA (Letter Box, Crop), VGA (Letter Box, Crop)
- **HFBK-TS1\*** i.LINK for use with HDV systems

Thanks to these convenient option cards, the BRC-H700 truly functions as an all-in-one, compact robotic camera.

\* Can be installed in both the BRC-H700 and BRU-H700.

### Multi-function IR Remote Commander™ Unit

Basic camera settings, such as the Pan/Tilt/Zoom functions and six preset patterns, can be controlled from the supplied IR Remote Commander unit.

### Easy-to-use and Ergonomically Designed Remote Control Unit

All camera settings, including the Pan/Tilt/Zoom functions and sixteen preset patterns, can be controlled from the optional RM-BR300 Remote Control Unit. The ergonomic joystick design and feature-rich control panel provide superb operability in various remote-shooting applications.

### Optical Multiplex Unit

Uncompressed digital data including external sync, camera control and audio signals can be transmitted via the optional BRU-H700 HD Optical Multiplex Unit with the BRBK-H700 HD Optical Multiplex Card installed. With only a single cable connection between the camera and the HD Optical Multiplex Unit, the system is extremely easy to install. The maximum cable length between these units is 1,000 metres – allowing multiple cameras to be located virtually anywhere you want. What's more, the BRU-H700 HD Optical Multiplex Unit is equipped with two built-in card slots, each identical to the one found in the BRC-H700 camera, allowing for flexible analogue and digital system configurations.

**BRBK-H700 rear panel**

Optional Board mounted on BRC-H700 (rear)

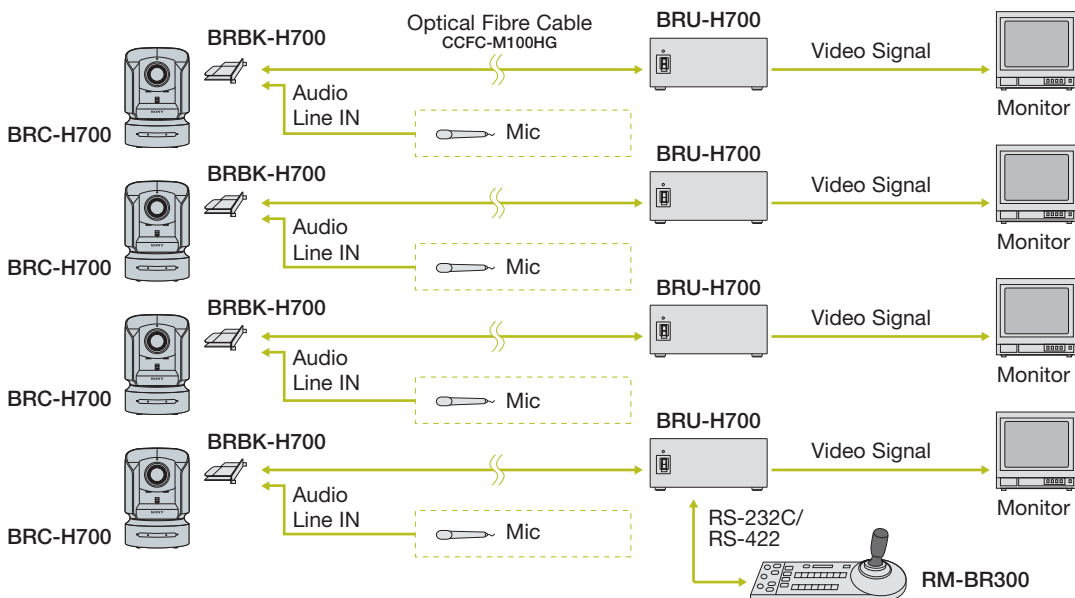


**HFBK-HDI/HFBK-SDI**

Optional Boards mounted on BRU-H700 (rear)



## MULTIPLE-CAMERA OPERATION FROM A REMOTE LOCATION



## FEATURES

HDC-X300K  
HDC-X300  
HDC-X310K  
HDC-X310  
HFU-X310

### Superb Picture Quality

Incorporating three 1/2-inch type 1.5-mega pixel HD CCDs, the HDC-X300/X310 offers outstanding-quality images with a low smear level of -120 dB and a high signal-to-noise ratio of 52 dB.

### Progressive Mode

Incorporating Sony's innovative Advanced Frame Accumulation (AFA) technology, the HDC-X300/X310 can output progressive HD signals (25PsF/29.97PsF), 2-3 pull down-converted signal from 23.976PsF (59.94i) in addition to interlaced HD signals (50i/59.94i). Interlace and progressive modes can be easily selected from the camera setup menu.

- 50i output mode: 50i or 25PsF selectable
- 59.94i output mode: 59.94i/29.97PsF/23.976PsF (with built-in 2-3 pull-down function) selectable

### Compact and Lightweight Design

The HDC-X300/X310 is designed to be compact and lightweight, making it ideal for capturing HD-quality images at locations and from angles where bulky production HD cameras cannot be installed. This compact camera weighs only 1.2 kg (2 lb 10 oz)\*, allowing easy installation in space-constrained and awkward areas such as on a crane head or helicopter. The supplied tally unit can be easily detached from the camera body, minimising the camera size to be fitted in, for example, a pan/tilt head or an underwater housing.

\* HDC-X300

### Low-Light Shooting

The HDC-X300/X310 offers two convenient functions for capturing clear images in low-light environments – a Slow Shutter mode and a Gain function – which can be used separately or together. The Slow Shutter mode allows the charge accumulation period of the CCD (typically 1/60 or 1/50 second) to be extended up to approximately two seconds (64 frames). The Gain function allows the camera gain to be boosted to +48 dB. When these functions are used together, the camera offers a stunning minimum illumination of 0.003 lx.

### Auto-Focus Function\*

While maintaining compatibility with interchangeable manual-focus lenses, the HDC-X300/X310 comes packaged with a convenient auto-focus lens. Two auto-focus modes are available and can be selected on the supplied lens. One-push auto-focus readjusts the focus each time the button is pressed, while auto-tracing focus automatically tracks the focus in a dynamic manner.

\* Auto-focus function is only available when using the focus servo lens VCL-719BXS included in the HDC-X300K/X310K package.



**HDC-X300/X310**

with included tally unit, optional HKC-SV1  
and connected with an HFU-X310

**HDC-X300/X310**

Filter Wheel



**HDC-X300/X310**

with an optional  
HKC-SV1 attached



**Low Light Shooting**

Slow Shutter Off



Slow Shutter On  
(64 frames)





## Flexible Image Controls

The HDC-X300/X310 provides highly advanced image-control functions such as matrix, a TruEye™ feature, skin-tone detail, and colour temperature controls. These functions - previously available only on high-end studio cameras or camcorders - allow creative images to be produced with high clarity.

## Trigger Function

Two types of trigger modes are available with the HDC-X300/X310, allowing synchronised operation with external equipment. The flash trigger input mode allows the camera to capture a high-quality still image when synchronized with an external flash - a function suited for photo-booth or document-stand applications. Another trigger mode is the 23.976PsF frame lock mode. When the HDC-X300/X310 is set to 23.976PsF progressive mode, the camera outputs a 2-3 pull-down trigger signal for frame locking to other HDC-X300/X310 cameras.

## Remote Control Capability

The HDC-X300/X310 is compatible with the RM-B150/B750 Remote Control Unit, RCP-700 Series Remote Control Panel and MSU-900/950 Master Setup Unit. These remote controllers cover the complete range of control parameters that the HDC-X300/X310 provides, from basic camera control to sophisticated operations.

## Optical ND Filter and Electronic CC Function

Optimum light and colour control is easily achieved using the built-in optical Neutral Density (ND) filter wheel and electronic Colour Correction (CC) function. The HDC-X300/X310 uses electronic colour correction to eliminate the need for optical colour correction filters. This allows all filters on the filter wheel to be ND types, providing the operator with greater flexibility in depth of field and exposure control.

## HKC-SV1 Servo Filter Unit

The HKC-SV1 is a servo unit that allows the optical ND filters of the HDC-X300/X310 to be controlled remotely from the RM-B750/B150 Remote Control Unit, RCP-700 Series Remote Control Panel or MSU-900/950 Master Setup Unit.

## SYSTEM VERSATILITY

### HFU-X310 Camera Interface Unit

The HFU-X310 Interface Unit is a 2U-high, half-rack-wide unit that accepts signals from the HDC-X300/X310 camera and converts them to a variety of signal formats. When the HFU-X310 unit is connected to the HDC-X310 camera via a fibre optical cable\*<sup>1</sup>, digital data - including external sync and camera control signals - can be transmitted between the two devices. This cable can be up to 1000 metres (3280 feet) long, which allows the camera to be installed virtually anywhere required. When it is connected to the HDC-X300 camera via an HD-SDI interface, video signals can be transmitted between the interface unit and camera at a distance of up to 100 metres (328 feet)\*<sup>2</sup>.

This HFU-X310 interface unit is equipped with SD/HD genlock, tally inputs, plus an 8-pin serial remote input to connect the RM-B750/B150, RCP-700 Series, or MSU-900/950 control unit. Output interfaces including HD-SDI, SD-SDI, computer XGA, and i.LINK (HDV) are offered via optional boards that are installed in the two slots located on the unit's rear panel.

### HDV Recording

The HFU-X310 Interface Unit with the optional HFBK-TS1 board installed provides the output of an HDV stream that can be transferred to Sony HDV recording decks and camcorders such as HVR-M10, HVR-Z1, and HVR-A1 via its i.LINK port. This allows signals captured by the HDC-X300/X310 cameras to be recorded in the HDV format on these recorders, making it possible to establish a compact and cost-effective HD recording system.

The HFU-X310 Interface Unit can also accept HD-SDI signals from devices other than HDC-X300 cameras, enabling the HFU-X310 with the HFBK-TS1 board to be used as a converter between HD-SDI devices and HDV devices\*<sup>3</sup>.

\*1 A single mode fibre cable with LC connector is required for the connection between the HDC-X310 and HFU-X310.

\*2 For camera control, remote controllers such as the RM-B750/B150, RCP-700 Series, or MSU-900/950 must be connected directly to the rear panel of the HDC-X300 camera.

\*3 The HFU-X310 unit does not accept audio signals and timecode embedded in HD-SDI signals. However, audio signals can be transferred to HDV devices together with video signals by connecting the HD-SDI device's audio output to the analogue audio input connectors on the HFBK-TS1 board. The dip switch on the HFBK-TS1 board would adjust the audio delay such that the embedded audio would match the video coming out from the 6-pin i.LINK as MPEG-TS stream.

HDV recording



HDC-X300/X310 rear panels

HDC-X300



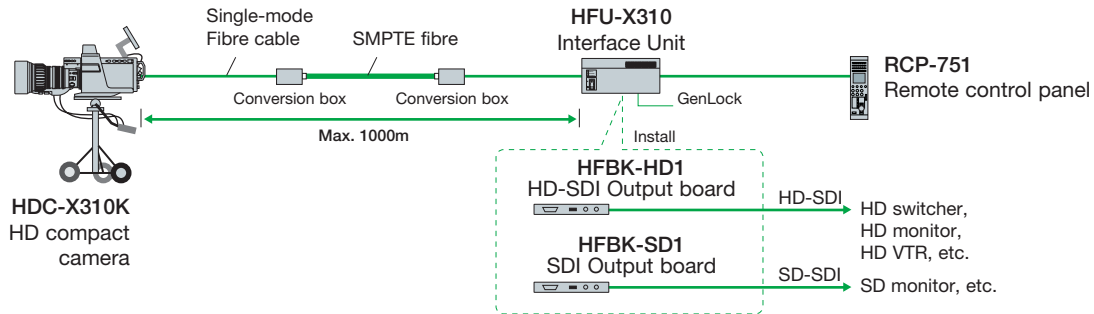
HDC-X310



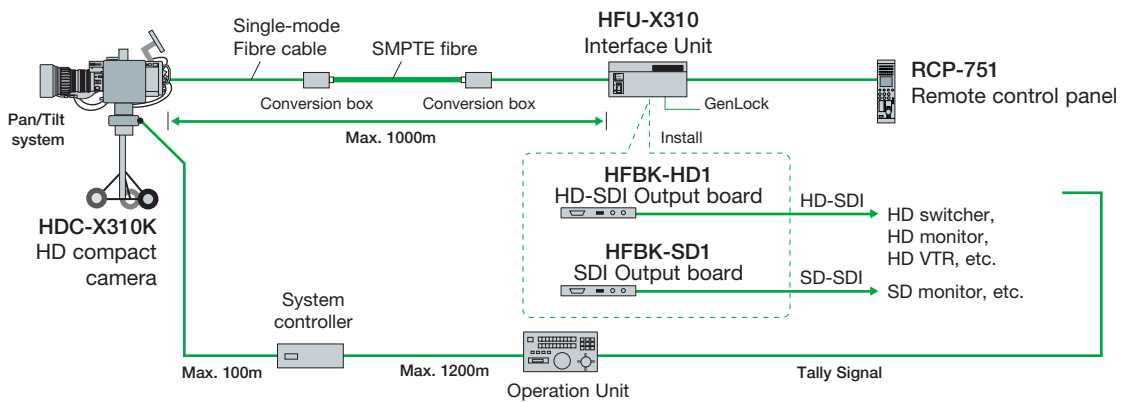
# System Configuration

## HD STUDIO OPERATION

### Operation using a tripod

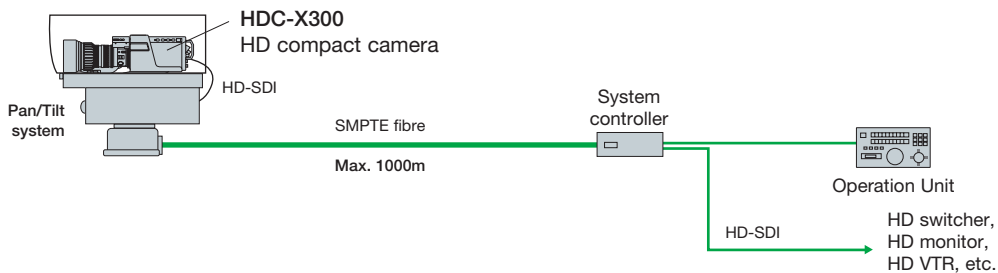


### Operation using a tripod and pan/tilt systems

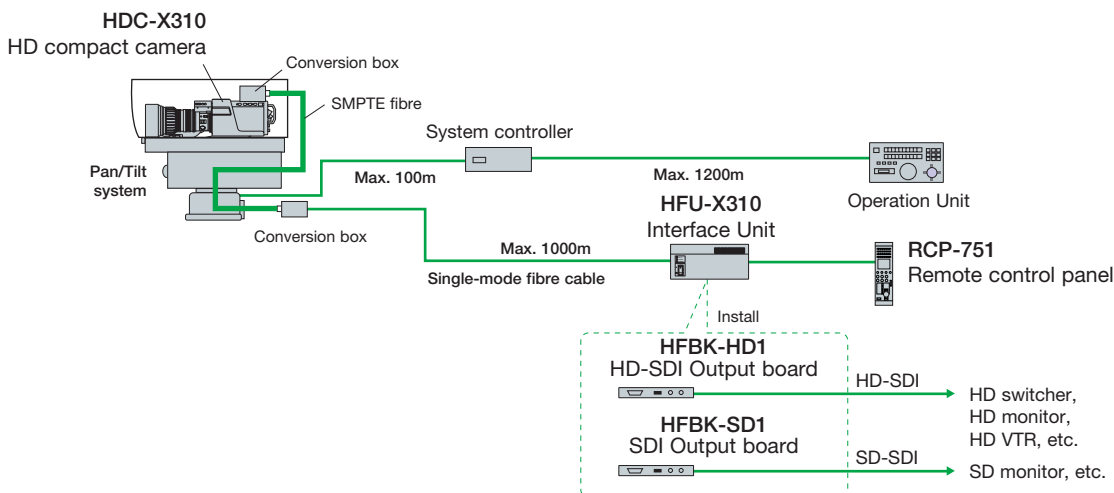


## CAMERA SYSTEM FOR LONG-DISTANCE TRANSMISSION (e.g. fixed-point observation, weather surveillance)

### Pan/Tilt system 1

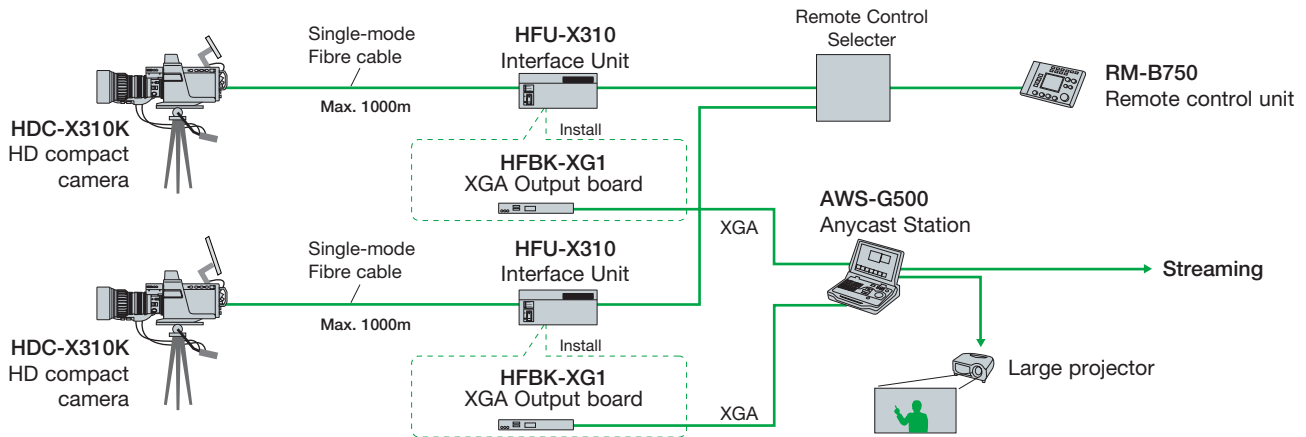


### Pan/Tilt system 2

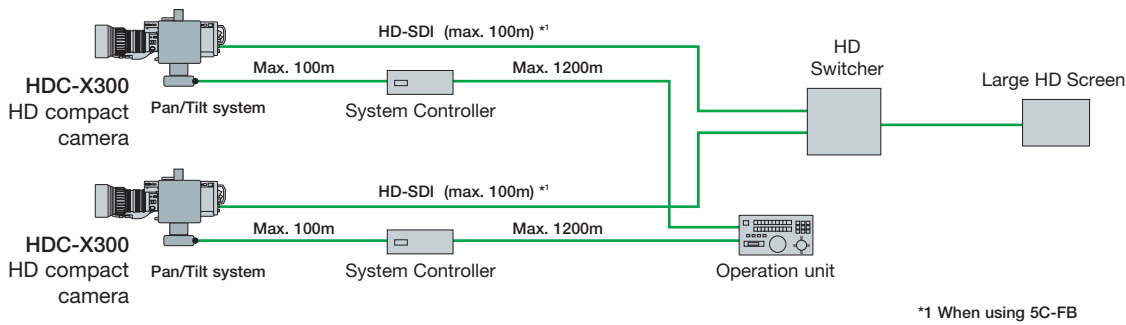


## LIVE EVENT OPERATION

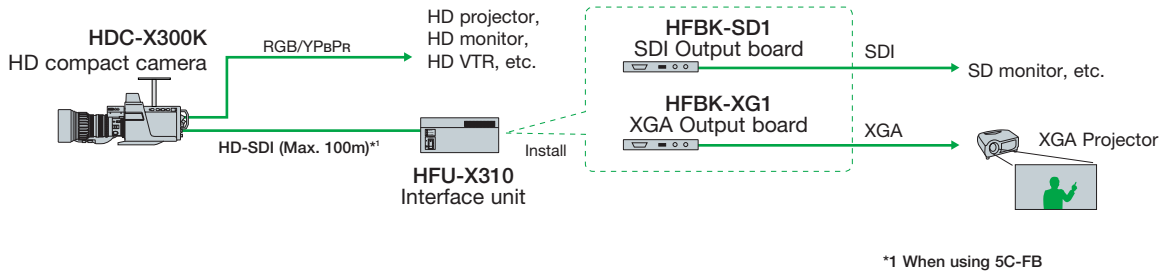
### Used with Anycast Station



### Used with HD switcher

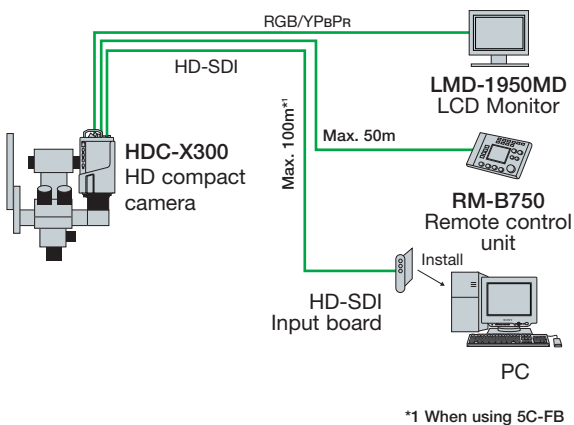


## HD CAMERA SYSTEM FOR LARGE VENUES (e.g. classroom, conference halls)

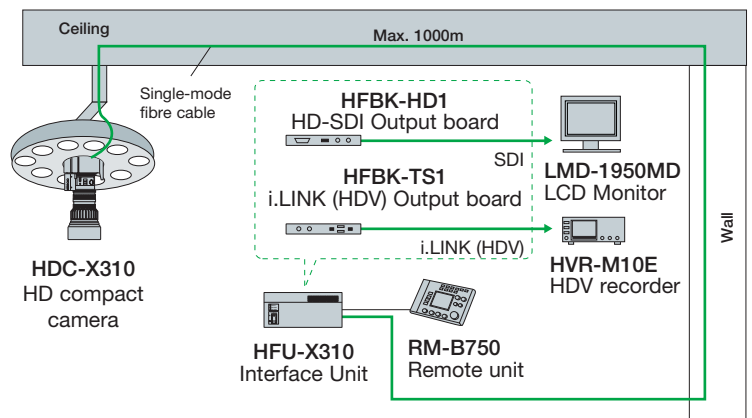


## HD MEDICAL RECORDING

### Microscope system



### Operating theatre system



# Accessories



**BRBK-301**  
BRC-300P  
Analogue/RGB Component Card



**BRBK-302**  
BRC-300P  
SDI Card



**BRBK-303**  
BRC-300P  
Optical Multiplex Card



**BRBK-304**  
BRC-300P  
DV Output Card



**BRBK-H700**  
BRC-H700  
HD Optical Multiplex Card With Audio IN (RCA pin)



**HFBK-HD1**  
BRC-H700 • BRU-H700 • HFU-X310  
HD-SDI Output Board



**HFBK-SD1**  
BRC-H700 • BRU-H700 • HFU-X310  
SDI Output Board



**HFBK-TS1**  
BRC-H700 • BRU-H700 • HFU-X310  
i.LINK (HDV) Output Board



**HFBK-XG1**  
BRC-H700 • BRU-H700 • HFU-X310  
XGA Output Board



**HFU-X310**  
HDC-X300/K • HDC-X310/K  
Optical Fibre Interface Unit



**HKC-SV1**  
HDC-X300/K • HDC-X310/K  
Filter Servo Unit



**BRU-300P**  
BRC-300P  
Optical Multiplex Unit



**BRU-H700**  
BRC-H700  
HD Optical Multiplex Unit



**MSU-900**  
HDC-X300/K • HDC-X310/K  
Master Setup Unit



**MSU-950**  
HDC-X300/K • HDC-X310/K  
Master Setup Unit



**RCP-750/751**  
HDC-X300/K • HDC-X310/K  
Remote Control Panel



**RM-B150**

HDC-X300/K • HDC-X310/K  
Remote Control Unit



**RM-B750**

HDC-X300/K • HDC-X310/K  
Remote Control Unit



**RM-BR300**

BRC-300P • BRC-H700  
Remote Control Unit



**CCFC-M100HG**

BRC-H700 • BRU-H700 (1000 metres max.)  
BRC-300P • BRU-300P (600 metres max.)  
HD Optical Fibre Cable



**CCFC-M100**

BRC-300P • BRU-300P (500 metres max.)  
Optical Fibre Cable



**CCMC-9DS**

BRC-300P • BRC-H700 • HFBK-SD1  
RGB/Component, Y/C Cable (9-pin D-sub)



**CCXC-9DBS**

BRC-300P • BRC-H700 • HFBK-SD1  
RGB/Component, VBS Cable (9-pin D-sub)



**VCL-0737W**

BRC-300P  
Wide Conversion Lens



**VCT-U14**

HDC-X300/K • HDC-X310/K  
Tripod Adaptor  
Requires A-8279-993-A V-shoe adaptor and K4x8 screw (x4)

**HFU-X310 rear panel with optional boards**



**BRU-300P rear panel**



**RM-BR300 rear panel**



**BRU-H700 rear panel**



# Specifications

## BRC-300P 3CCD Colour Video Camera

Image device	Three 1/4.7 type IT Advanced HAD CCDs, 1,070,000 pixels (gross)
CCD effective pixels	4:3 mode, 960 (H) x 720 (V) 16:9 mode, 1,152 (H) x 648 (V)
Effective pixels	752 (H) x 582 (V)
Signal system	PAL
Horizontal resolution	4:3 mode: 600 TV lines
Sync systems	Internal/External
Lens	12x optical zoom, 48x with digital zoom
Focal length	f = 3.6 to 43.2 mm (F1.6 to F2.8)
Horizontal viewing angle	4:3 mode: 3.3 (Tele end) to 37.8 degrees (Wide end) 16:9 mode: 4.0 (Tele end) to 45.4 degrees (Wide end)
Minimum object distance	300 mm (Wide end), 800 mm (Tele end)
Pan/Tilt angle	-170 to +170 degrees (Pan), -30 to +90 degrees (Tilt)
Pan/Tilt speed	0.25 to 60 degrees/s (Pan/Tilt)
Minimum illumination	7 lx at F1.6
S/N ratio	50 dB
Shutter speed	1/10000 to 1/3 s
Gain	Auto/Manual (-3 to 18 dB, 3 dB steps) switchable
White balance	Auto, Indoor, Outdoor, One-push WB, Manual
Preset positioning	6 positions
Analogue output	VBS (BNC), Y/C (4pin Mini DIN)
Camera control interface	RS-232C (VISCA protocol) / RS-422 (VISCA protocol)
Back-light compensation	On / Off
Operating temperature	0 to 40 degrees (32 to 104 °F)
Storage temperature	-20 to 60 degrees (-4 to 140 °F)
Power requirement	DC 12 V
Power consumption	21.6 W (without optional card)
Dimensions (W x D x H)	180 x 205 x 211 mm (7 1/8 x 8 1/8 x 8 3/8 inches)
Mass	2.7 kg (5 lb 15 oz)
Supplied accessories	AC adaptor (1), IR remote commander (1), Terminal connector (1), AC adaptor cable (1), Ceiling bracket (2), Operating instructions (1)

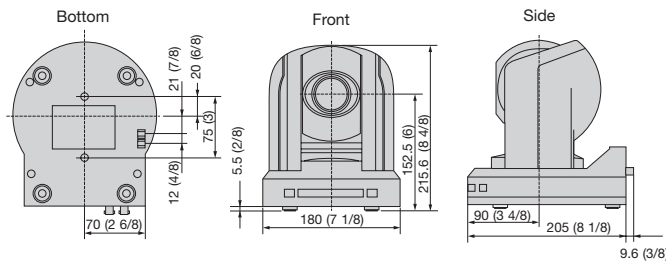
## BRU-300P Optical Multiplex Unit

Optical fibre	Multi mode, LC-type connector
Video output	VBS (BNC), Y/C (4-pin Mini DIN)
Camera control interface	RS-232C (VISCA protocol) / RS-422 (VISCA protocol)
Sync systems	Internal/External
Card slots	2 slots: Analogue RGB-Component card / SDI card
Operating temperature	0 to 40 degrees (32 to 104 °F)
Storage temperature	-20 to 60 degrees (-4 to 140 °F)
Power requirements	AC 220 to 240 V, 50/60 Hz
Power consumption	9 W (without optional cards)
Dimensions (WxHxD)	212 x 88 x 233 mm (8 3/8 x 3 1/2 x 9 1/4 inches)
Mass	2.7 kg (5 lb 15 oz)
Supplied accessories	AC power cable (1), Terminal connector (1), RS-232C cable (3 m, 8-pin Mini DIN) (1), Operating instructions (1)

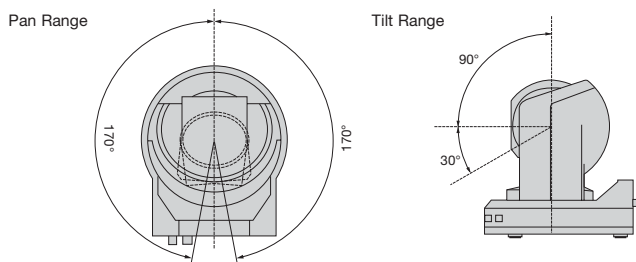
## RM-BR300 Remote Control Unit

Camera control interface	RS-232C (VISCA protocol) / RS-422 (VISCA protocol)
External control	Contact closure
Power requirement	DC 10.8 to 13.2 V
Power consumption	2.4 W
Dimensions (WxHxD)	391.3 x 185 x 145.9 mm (15 1/2 x 7 3/8 x 5 3/4 inches)
Mass	950 g (2 lb 1 oz)
Supplied accessories	AC adaptor (1), AC power cable (1), RS-232C cable (3 m, 8-pin Mini Din) (1), Terminal connector(2), Operating instructions (1)

## BRC-300P Dimensions (Unit: mm)



## BRC-300P Pan/Tilt Range



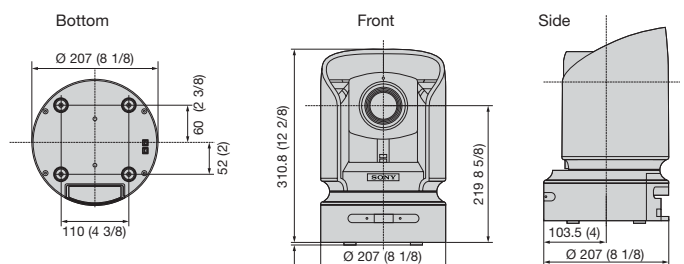
## BRC-H700 HD 3CCD Colour Video Camera

Image device	Three 1/3 type IT CCDs
Total picture elements	Approx. 1.12 Megapixels
Effective picture elements	Approx. 1.07 Megapixels
Signal systems	1080/59.94i, 1080/50i (switchable)
Lens	12x optical zoom, 48x with digital zoom Carl Zeiss Vario-Sonnar T**
Focal length	f=4.5 to 54.0 mm (F1.6 to F2.8)
Minimum object distance	800 mm (Tele end)
Horizontal viewing angle without Image Stabilization	5.5 degrees (Tele) to 60.3 degrees (Wide)
Vertical viewing angle without Image Stabilization	3.1 degrees (Tele) to 36.2 degrees (Wide)
Focus system	Auto/Manual
Pan/Tilt angle	-170 to +170 degrees (Pan), -30 to +90 degrees (Tilt)
Pan/Tilt speed	0.25 to 60 degrees/s (Pan/Tilt)
Minimum illumination	6 lx (50 IRE, F1.6)
S/N ratio	50 dB
Shutter speed	1/10,000 to 1/59.94 (1/50) s
Gain	Auto/Manual (0 to 18 dB and Hyper Gain)
White balance	Auto, Indoor, Outdoor, One-push WB, Manual
Optical Image Stabilizer	On/Off
Image flip	On/Off
ND filter	Off/ND1/ND2
Preset positioning	16 positions
Video output (Built-in)	Analogue RGB, Analogue Y/Pb/Pr
Video output (With optional card(s))	HFBK-HD1: HD-SDI HFBK-SD1: Down converted SD (RGB, Y/Cb/Cr, Y/C, Composite, SDI x2) HFBK-XG1: WXGA, XGA, VGA HFBK-TS1: HDV
Camera control interface	RS-232C/RS-422 (VISCA protocol)
Backlight compensation	On/Off
Operating temperature	0 to 40 degrees (32 to 104 °F)
Storage temperature	-20 to 60 degrees (-4 to 140 °F)
Power requirements	DC 12 V
Power consumption	Max. 24 W (without optional card)
Dimensions (Diameter x H)	207 x 315.8 mm (8 1/4 x 12 1/2 inches)
Mass	4.5 kg (9 lb 15 oz)
Supplied accessories	IR Remote Commander Unit (1), RS-422 terminal block connector (1), AC adaptor (1), AC power cable (1), Ceiling bracket (2), Wire rope, Mounting screws, Operating instructions (1)

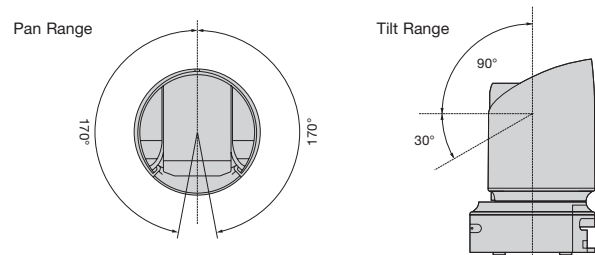
## BRU-H700 HD Optical Multiplex Unit

Optical fibre connector	Multi mode, LC-type Fibre Connector
Video output (Built-in)	Analogue RGB, Analogue Y/Pb/Pr
Video output (With optional card : slot x2)	HFBK-HD1: HD-SDI, HFBK-SD1: Down converted SD (RGB, Y/Cb/Cr, Y/C, Composite, SDI x2) HFBK-XG1: WXGA, XGA, VGA, HFBK-TS1: HDV
Camera control interface	RS-232C/RS-422 (VISCA protocol)
Sync systems	Internal/External
Multiple connection	Up to 7 Units
Operating temperature	0 to 40 degrees (32 to 104 °F)
Storage temperature	-20 to 60 degrees (-4 to 140 °F)
Power requirements	59.94 i : AC 100 to 120 V (50/60 Hz) 50 i : AC 220 to 240 V (50/60 Hz)
Power consumption	Max. 10 W (without optional cards)
Dimensions (WxHxD)	210 (W) x 240 (D) x 86 (H) mm (8 3/8 x 9 1/2 x 3 1/2 inches)
Mass	2.7 kg (5 lb 15 oz)
Supplied accessories	AC power cable (1), RS-422 terminal block connector (1), RS-232C cable (1), Operating instructions (1)

## BRC-H700 Dimensions (Unit: mm)



## BRC-H700 Pan/Tilt Range



	HDC-X300	HDC-X310
<b>General</b>		
Power requirements	DC 12 V	
Power consumption	18 W (camera head only) 23.5 W (with the VCL-719BXS, HKC-SV1 Filter Servo Unit, and the RM-B750 Remote Control Unit connected)	19 W (camera head only) 24.5 W (with the VCL-719BXS, HKC-SV1 Filter Servo Unit, and the RM-B750 Remote Control Unit connected)
Operating temperature	-10 to +45 °C (+14 to +113 °F)	
Storage temperature	-20 to +60 °C (-4 to +140 °F)	
Mass	Approx. 1.2 kg (2 lb 10 oz) (camera head only) Approx. 1.7 kg (3 lb 11 oz) (including camera head, tally unit)	Approx. 1.3 kg (2 lb 13 oz) (camera head only) Approx. 1.8 kg (3 lb 15 oz) (including camera head, tally unit)

<b>Camera</b>		
Pickup device	3-chip 1/2-inch type 1.5-megapixel CCD	
Effective picture elements (H x V)	1440 x 1080	
Optical system	F1.4 prism system	
Built-in filters	1: Clear, 2: 1/4ND, 3: 1/16ND, 4: 1/64ND	
Lens mount	Sony 1/2-inch bayonet mount	
Signal system	1080/59.94i, 1080/50i	
Scanning system	59.94i/23.976PsF/29.97PsF selectable at 59.94i 50i/25PsF selectable at 50i	
Sync system	Internal and External (3 state/VBS (BB))	
Sensitivity (2000 lx, 89.9% reflectance)	F10 (typical)	
Minimum illumination	0.003 lx (F1.4, +48 dB gain, with slow shutter mode at 64 frame accumulation)	
Gain selection	-3, 0, 3, 6, 9, 12, 18, 24, 30, 36, 42, 48 dB	
Shutter speed	1/60 (50i mode), 1/100, 1/250, 1/500, 1/1000, 1/2000 s	
Slow shutter	2, 3, 4, 5, 6, 7, 8, 16, 32, 64 frame	
Clear scan	50 to 200 Hz (50i mode), 60 to 200 Hz (59.94i mode)	
Smear level	-120 dB (typical)	
S/N ratio	52 dB (typical)	
Geometric distortion	Below measurable level (without lens)	
Modulation depth at 21 MHz	40% (typical) (with HD SDI output)	

<b>Signal inputs</b>		
Genlock video	BNC type (1), 3-level/2-level (VBS, VS)	
Trigger	BNC type (1), TTL level	

<b>Signal outputs</b>		
HD SDI	BNC type (1), 0.8 Vp-p ±10%, 75 Ω	
Video	HD D-sub 15-pin (1) Y/Pr/Pb: 1.0 Vp-p, 75 Ω R/G/B: 1.0 Vp-p, 75 Ω HD/ND: TTL level (3 Vp-p) Sync: 0.6 Vp-p, 75 Ω	
Tally	Mini-jack (1)	

<b>Other inputs/outputs</b>		
OFV	Single mode, LC optical connectors (2)	
Remote	8-pin (1)	
Lens	14-pin (1)	
DC input	DC jack (1)	

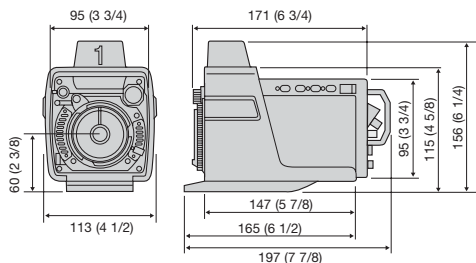
#### VCL-719BXS (supplied with the HDC-X300K/X310K)

Focal length	6.7 to 127 mm
Zoom	Manual or power selectable
Zoom ratio	x19
Maximum aperture	1:1.6, 1:2.1 (at telephoto end)
Aperture	Manual or automatic selectable
Focusing range	Infinity to 5 cm
Filter attachment threads	82 mm dia. 0.75 mm pitch
Mounting	Sony 1/2-inch bayonet mount
Mass	1.34 kg (2 lb 13 oz) including lens foot

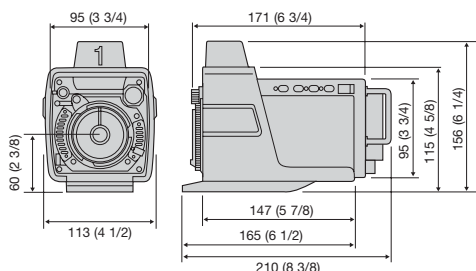
<b>Supplied accessories</b>		
Operation manual (1), AC adaptor (1), AC cable (1), Tally unit (1), Number plate (1), Lens mount cap (1), VCL-719BXS focus servo lens (1), HDC-X300K/X310K only		

#### HDC-X300/X310 Dimensions (Unit: mm)

HDC-X300



HDC-X310



#### HFU-X310

<b>General</b>	
Power requirements	AC 100 to 240 V, 50/60 Hz
Current consumption	Max. 0.6 A
Operating temperature	+5 to +40 °C (+41 to +104 °F)
Storage temperature	-20 to +60 °C (-4 to +140 °F)
Maximum cable length	Optical fibre cable (single mode): 1000 m (3280 feet)
Dimensions (W x H x D)	200 x 88 x 215 mm (7 7/8 x 3 1/2 x 8 1/2 inches) without projection
Mass	Approx. 2 kg (4 lb 6 oz)

<b>Signal inputs/outputs</b>	
Remote	8-pin (1)
Genlock	BNC type (2), 3-level/2-level (VBS, VS) Sync block 0.3 Vp-p (when terminated), 75 Ω, loop-through
HD SDI input	BNC type (1) Conforming to SMPTE 292M
OFV	Single mode, LC connectors (2), send/receive
Multi-connector	6-pin (1)
AC input	3-pin (1)
Number of optional board slots	2
Supplied accessories	Operation manual (1), OFC cover (1), M3 x 4 screws (2), M4 x 4 screws (1), Multi-connector plug (1)

#### Optional Output Boards

<b>HFBK-HD1 HD-SDI Output Board</b>	
HD-SDI output	BNC type (2)
Analogue HD monitor output	15-pin type (1), RGB or YPbPr

<b>HFBK-SD1 SD-SDI Output Board</b>	
SD-SDI output	BNC type (1)
Analogue composite output	BNC type (1)
Analogue monitor output	D-sub 9-pin type (1), VBS, YPbPr or RGB

<b>HFBK-XG1 XGA Output Board</b>	
VGA output	15-pin type (1) WXGA, XGA or VGA resolution selectable

<b>HFBK-TS1 i.LINK (HDV) Output Board</b>	
i.LINK (HDV) output	i.LINK 6-pin type (1) (without power supply)
Audio input	RCA analogue audio input (2, L/R)

#### PIN Assignment D-sub 15-pin

Signal	Pin number	Signal	Pin number
1	R (X)/Pr (X)	8	B (G)/Pb (G)
2	G (X)/Y (X)	9	NC
3	B (X)/Pb (X)	10	GND
4	NC	11	NC
5	GND	12	NC
6	R (G)/Pr (G)	13	HD
		14	VD/SYNC
		15	NC

## Services from Sony

### Working with you, working for you.

Recognising that every company and every challenge is unique, we offer a complete and comprehensive range of services all the way through consulting, planning, financing, implementation, training, servicing, maintenance and support. Choose exactly what's right for you, when and where you need it.

**Sony Professional Services:** Tailor-made design, installation and project management of audio-visual and IT (AV/IT) systems using skills developed over 25 years of systems integration.

**Sony Financial Services:** Innovative and flexible finance solutions designed to meet budgetary and financial requirements and constraints, enabling businesses to always have the most current technology.

**Sony Training Services:** A range of off-the-shelf or customised training services from basic operation through to high-level technical maintenance.

**Sony Support Services:** Fully integrated and customised support for products and systems throughout their operational life, combining proactive and reactive technical services

Not all services are available in all countries. If you'd like to find out more about what we do, who we do it for and how we do it, visit <http://www.sonybiz.net> or contact your local Sony office.

# SONY



© 2006 Sony Corporation. All rights reserved.  
Reproduction in whole or in part without permission is prohibited.  
Features and specifications are subject to change without notice.  
All non-metric weights and measurements are approximate.  
HDV and the HDV logo are trademarks of Sony Corporation and  
Victor Company of Japan, Limited. Vario-Sonnar T\* is a trademark  
of Carl Zeiss AG.  
Sony, TruEye, Anycast Station, i.LINK, VISCA and Remote  
Commander are registered trademarks of Sony Corporation, Japan.

CA MULTI-PURPOSE CAMERAS/GB-10/03/2006