

4408 STUDIO MONITOR



FEATURES:

Frequency Range (-6 dB): 40 Hz–27 kHz

Frequency Response (± 2 dB): 50 Hz–20 kHz

Sensitivity: 89 dB SPL, 1 W (2.83 V), 1 m

Power Rating: 100 watts, pink noise

Transducer Complement:

200 mm (8 in) LF, felted cone

25 mm (1 in) HF, pure titanium dome

JBL's new 4408 compact monitor is intended for use where space is restricted. Its close driver spacing produces a coherent sound source, making it ideal as a direct-field monitor for close-in broadcast applications.

The 4408 reflects the same design principles which characterize all JBL monitors: smooth overall response, controlled dispersion, and the ability to produce high acoustical output with minimum stress.

Optimum enclosure porting and careful network design ensure smooth response, which extends lower in frequency than is usual for an enclosure of such modest size. Response to 27 kHz ensures that the upper musical octave (10 kHz to 20 kHz) will be reproduced with complete accuracy, thus making the 4408 ideal for monitoring critical digital and advanced analog recordings.

HIGH FREQUENCY DOME RADIATOR

Pure titanium was first used by JBL in the design of diaphragms for high frequency compression drivers. Recently, JBL has perfected a 25 mm titanium dome radiator which is capable of 30 watts power handling and can reproduce the frequency range from 3 kHz to 27 kHz. The unique "diamond surround" and ribbed dome structure of the model 035Ti HF unit provide control over secondary resonances, yielding absolutely flat axial response to the normal upper limits of today's recording media. With a basic sensitivity of 92 dB, one watt at one meter, the 035Ti transducer exhibits virtually no dynamic compression.

LOW FREQUENCY DRIVER

The 200 mm (8 in) diameter LF driver has a felted cone which provides smooth, uncolored response up to the crossover frequency of 2.5 kHz. Linearity of the LF driver is the result of careful attention to mechanical suspensions as well as Symmetrical Field Geometry (SFG). SFG reduces harmonic distortion by producing identical magnetic flux fields on each side of the magnetic gap. This ensures that the voice coil will intersect equal flux lines for both positive and negative excursions of the cone. A flux stabilizing ring placed around the pole piece reduces the effects of magnetic flux field modulation. Overall, SFG reduces distortion to about one-tenth the value found in conventional magnetic structures.

A cast aluminum frame ensures mechanical integrity under the most demanding operating conditions.

DIVIDING NETWORK

The complex network design produces a seamless system frequency response through the critical crossover region around 2.5 kHz. The rolloff slopes are precisely determined to result in smooth axial and power response.

High quality polypropylene and polystyrene capacitors are utilized as "bypass capacitors" in parallel with the larger network mylar capacitors. This design procedure linearizes energy storage in the larger capacitors, and the result is greater accuracy in the reproduction of transient signals.

A front baffle control allows precise adjustment of the HF transducer level, enabling the system to be adjusted to taste, or to match a given acoustical environment.

SPECIFICATIONS:

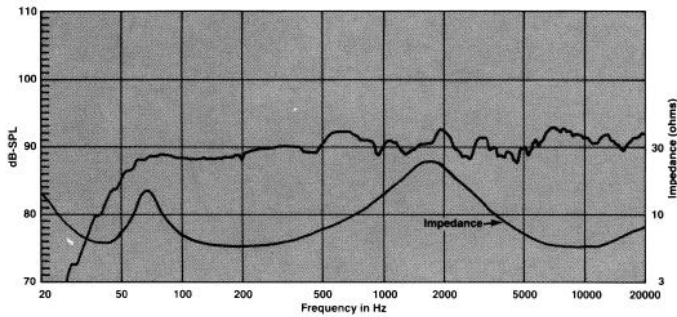
SYSTEM:	
Frequency Range (-6 dB):	40 Hz-27 kHz
Frequency Response (± 2 dB):	50 Hz-20 kHz
Power Rating ¹ :	100 watts
Sensitivity:	89 dB SPL, 1 watt (2.83 V) at 1 meter
Nominal Impedance:	8 ohms
Crossover Frequency:	2.5 kHz
LOW FREQUENCY TRANSDUCER:	
Nominal Diameter:	200 mm (8 in)
Voice Coil:	50 mm (2 in) diameter copper
Magnetic Assembly Weight:	1.58 kg (3½ lb)
Flux Density:	.9 tesla (9,000 gauss)
Sensitivity ² :	90 dB SPL, 2.83 V at 1 m (3.3 ft)
HIGH FREQUENCY DOME RADIATOR:	
Nominal Diameter:	25 mm (1 in)
Voice Coil:	25 mm (1 in) diameter copper
Magnetic Assembly Weight:	0.91 kg (2 lb)
Flux Density:	1.5 tesla (15,000 gauss)
Sensitivity ³ :	92 dB SPL, (2.83 V) at 1 m (3.3 ft)
GENERAL:	
Finish:	oiled walnut
Grille Color:	dark blue
Dimensions:	438 mm x 305 mm x 293 mm deep (17¼ in x 12 in x 11½ in deep)
Weight:	12 kg (26 lbs)
Shipping Weight:	13.6 kg (30 lbs)

¹Rating based on test signal of filtered random noise conforming to international standard IEC 268-5 (pink noise with 12 dB/octave rolloff below 40 Hz and above 5000 Hz with a peak-to-average ratio of 6 dB), two hours duration.

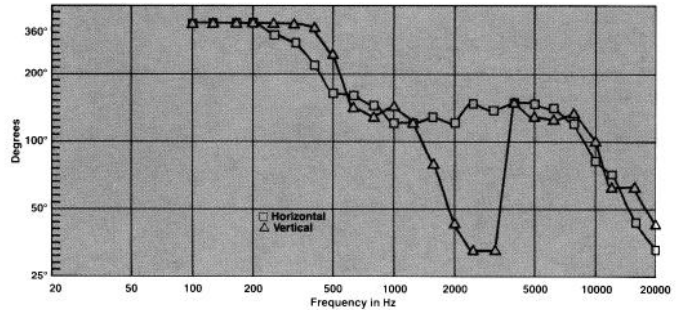
²Averaged from 100 Hz to 500 Hz within 1 dB

³Averaged above 3 kHz within 1 dB

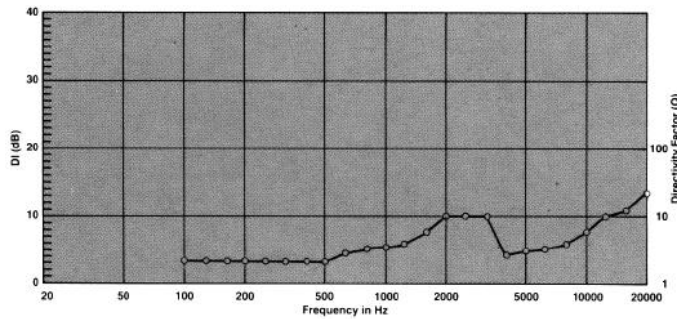
Frequency Response, 1 W at 1m; impedance



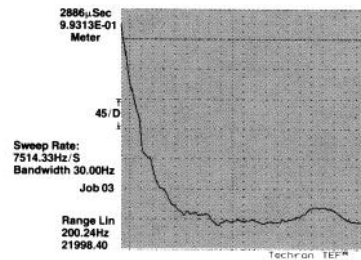
Beamwidth (-6 dB) vs. Frequency



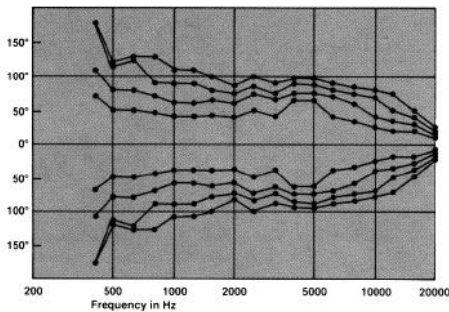
Directivity (DI and Q) vs. Frequency



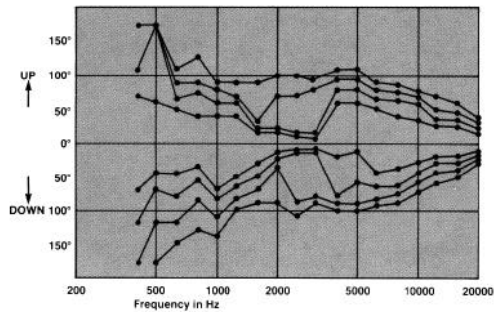
Phase Response vs. Frequency, 200 Hz to 22 kHz; vertical divisions at 45 degrees.



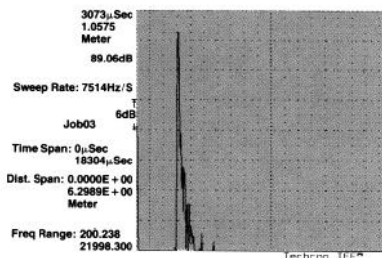
Horizontal Off-axis Response vs. Frequency (-3, -6, -9, and -12 dB contours)



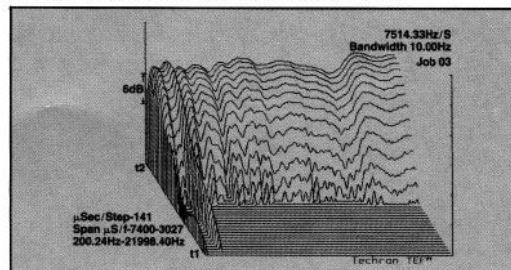
Vertical Off-axis Response vs. Frequency (-3, -6, -9, and -12 dB contours)



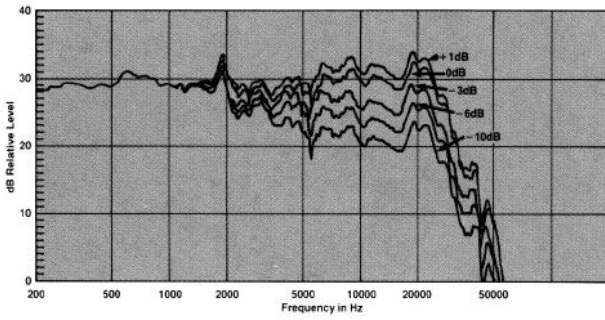
Energy-Time Curve (time span, 0 to 18,304 microseconds; vertical divisions 6 dB; loudspeaker placed one meter from microphone) Note that the bulk of the loudspeaker's energy arrives at the microphone coherently.



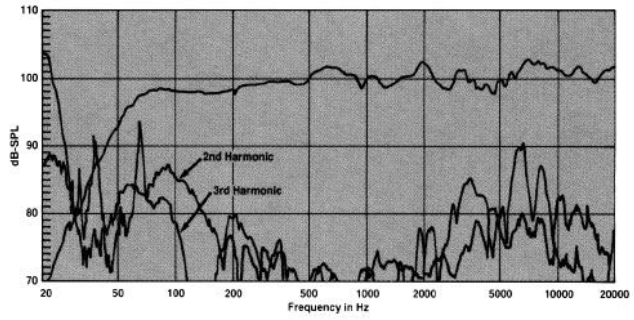
Time-Energy-Frequency (TEF) Curves (250 Hz to 20 kHz) Front-back span is from 7400 microseconds to 3027 microseconds; vertical divisions 6 dB. Note the smooth decay of the system and high frequency extension beyond 20 kHz.



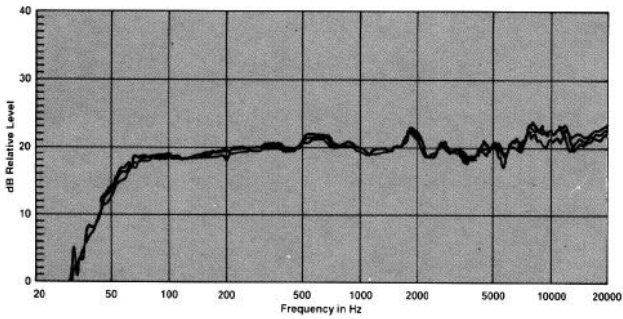
High Frequency Control Range



Distortion vs. Frequency, 10 watts (distortion raised 20 dB)



Power Compression, at 80, 90, and 100 dB, one meter



IBL continually engages in research related to product improvement. New materials, production methods, and design refinements are introduced into existing products without notice as a routine expression of that philosophy. For this reason, any current IBL product may differ in some respect from its published description but will always equal or exceed the original design specifications unless otherwise stated.